



Vacuum generation | Inline ejectors

Inline ejectors EIL

Inline ejectors EIL

Compressed air and vacuum connection via quick fittings, lateral exhaust



= Vacuum connection = Compressed air connection = Exhaust outlet

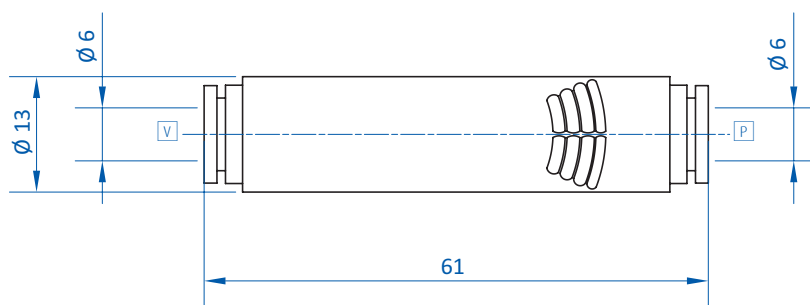
Product notes

- > Easy installation directly in the tubing line close to the vacuum cup
- > High suction power enables short gripping times
- > Index H: ejectors for non-air-permeable products (max. vacuum degree 85 %)
- > Index L: ejectors for air-permeable products, resp. in case of higher leakage (increased suction, max. vacuum degree 60 %)

Technical data

Item no.	EIL.05H.1	EIL.05L.1
Nozzle diameter [mm]	0.5	0.5
Optimal operating pressure [bar (psi)]	5 (72.5)	5 (72.5)
Suction power at 5 bar (72.5 psi) [NI/min]	8	14
Air consumption at 5 bar (72.5 psi) [NI/min]	14	14
Final vacuum at 5 bar (72.5 psi) [%]	85	60
Evacuation time 0 to 70 % [s/l]	13	--
Evacuation time 0 to 45 % [s/l]	--	4
Weight [g]	13	13
Suitable plug-in filter	71.071	71.071

Dimensions

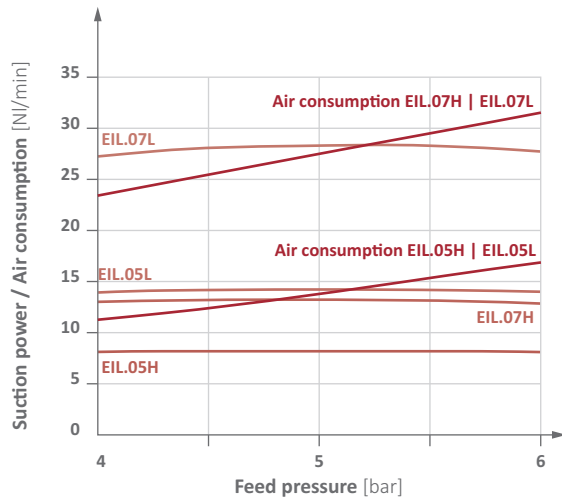


= Vacuum connection = Compressed air connection

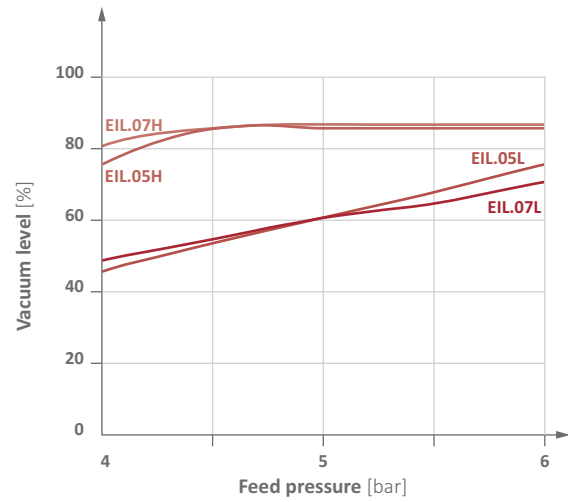


Diagrams

> Suction power and air consumption against feed pressure



> Vacuum level against feed pressure



Suction power [NI/min] at vacuum level

Item no.	0 %	10 %	20 %	30 %	40 %	50 %	60 %	70 %	80 %
EIL.05H.1	8	5.3	4.2	3.9	3.3	2.5	1.3	0.4	0.1
EIL.05L.1	14	11.9	9	6.8	4.3	2.2	0.1	--	--