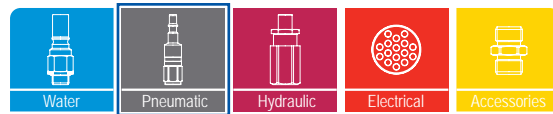


rtc[®]

QUICK CONNECT TECHNOLOGY
www.rtc-tec.com



467.06

rtc TYPE





Compatible

Imopac CD25, -S, -N

Temperature Range

Nitrile (N)	-20°C + 110°C (- 4°F + 230°F)
FPM (V)	-20°C + 180°C (- 4°F + 356°F)
EPDM (Ethylene Propylene)	-40°C + 150°C (- 40°F + 302°F)

Working Pressure

25 Bar (360 PSI)

Connction / Disconnection Max. Pressure

15 Bar (220 PSI)

Flow size

rtc type 467.06 5.5mm (1/4")

Standard version

Seals - Dichtung : Nitrile (N)

Material of Standard Coupler

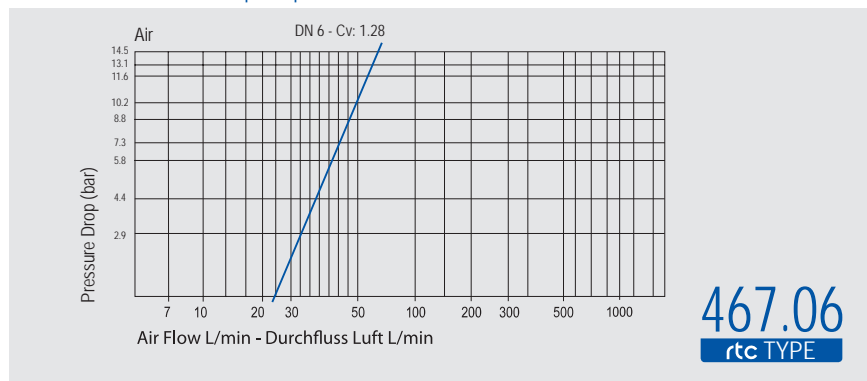
Body / Housing	Steel tenifer threated
Inner Part / Cylinder	Surface hardened steel Zinc-nickel plated
Back Part Sleeve	Steel zinc plated Zinc diecasted, nickel plated & orange plastic coated
Springs Seals	Stainless steel - Nitrile (N)
Plug -	Surface Hardened Steel, Galvanized

Advantages

- The system perfectly fits to the ISO 4414, EN 983 safety requirements.
- Through flow, minimum pressure loss.
- Negligible Connecting Force
- Smart and Ergonomic features
- Ease of Handling
- Optimised Size



Flow Rate vs Pressure Drop Graph

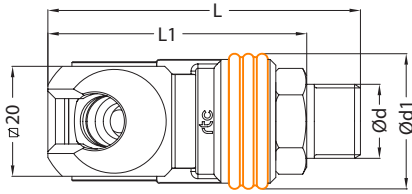


rtc TYPE 467.06

Male thread socket / Kupplung mit Aussengewinde



Socket / Kupplung



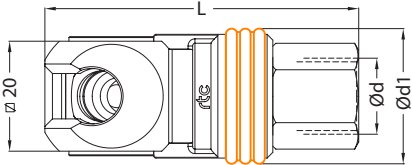
Size / Größe	Alternative Order No Alternative Bestellnr.	Order No / Bestellnr.	Ød	Ød1	L	L1	HEX.
6	R205 00 729	467.06 SMO 13	BSP 1/4	25	59.5	48.5	19
6	R205 00 730	467.06 SMO 17	BSP 3/8	25	59.5	48.5	19
6	R205 00 731	467.06 SMO 21	BSP 1/2	25	61.5	49.5	22
6	-	467.06 STO 13	NPT 1/4	25	60.5	48.5	19
6	-	467.06 STO 17	NPT 3/8	25	62.5	48.5	19
6	-	467.06 STO 21	NPT 1/2	25	68.5	49.5	22

rtc TYPE 467.06

Female thread socket / Kupplung mit Innengewinde



Socket / Kupplung



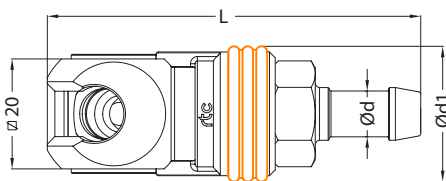
Size / Größe	Alternative Order No Alternative Bestellnr.	Order No / Bestellnr.	Ød	Ød1	L	L1	HEX.
6	R205 00 726	467.06 SFO 13	BSP 1/4	25	56.5	-	19
6	R205 00 727	467.06 SFO 17	BSP 3/8	25	58.5	-	19
6	R205 00 728	467.06 SFO 21	BSP 1/2	25	60.5	-	24
6	-	467.06 SNO 13	NPT 1/4	25	57.5	-	19
6	-	467.06 SNO 17	NPT 3/8	25	59.5	-	20
6	-	467.06 SNO 21	NPT 1/2	25	65.5	-	24

rtc TYPE 467.06

Socket with hose barb / Kupplung mit Schlauchanschluss



Socket / Kupplung



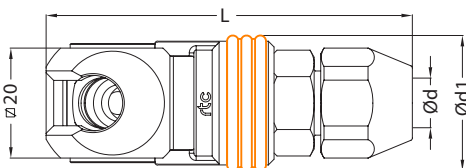
Size / Größe	Alternative Order No Alternative Bestellnr.	Order No / Bestellnr.	Ød	Ød1	L	L1	HEX.
6	R205 00 732	467.06 SHO 06	Ø6 - 1/4	25	69	-	-
6	R205 00 733	467.06 SHO 08	Ø8 - 5/16	25	69	-	-
6	R205 00 734	467.06 SHO 10	Ø10 - 3/8	25	69	-	-

rtc TYPE 467.06

Socket with plastic hose connection / Kupplung mit Kunststoffschlauchanschluss



Socket / Kupplung



Size / Größe	Alternative Order No Alternative Bestellnr.	Order No / Bestellnr.	Ød	Ød1	L	L1	HEX.
6	R205 00 735	467.06 SVO 0610	6.5x10	25	70	-	22
6	R205 00 736	467.06 SVO 0812	8x12	25	70	-	22

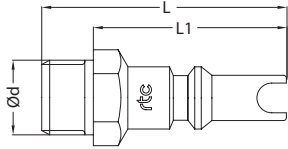


Plug with male thread / Nippel mit Aussengewinde

TYPE 467.06



Plug / Nippel



Size / Größe	Alternative Order No Alternative Bestellnr.	Order No / Bestellnr.	Ød	Ød1	L	L1	HEX.
6	-	467.06 PMF 13	BSP 1/4	-	41	30	14
6	-	467.06 PMF 17	BSP 3/8	-	42	30	17

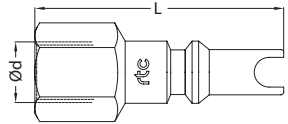


Plug with female thread / Nippel mit Innengewinde

TYPE 467.06



Plug / Nippel



Size / Größe	Alternative Order No Alternative Bestellnr.	Order No / Bestellnr.	Ød	Ød1	L	L1	HEX.
6	-	467.06 PFF 13	BSP 1/4	-	40	-	17
6	-	467.06 PFF 17	BSP 3/8	-	42	-	20

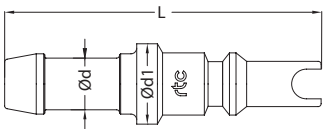


Plug with hose barb / Nippel mit Schlauchanschluss

TYPE 467.06



Plug / Nippel



Size / Größe	Alternative Order No Alternative Bestellnr.	Order No / Bestellnr.	Ød	Ød1	L	L1	HEX.
6	-	467.06 PHF 08	Ø8 - 5/16	14	47	-	-
6	-	467.06 PHF 10	Ø10 - 3/8	14	52	-	-