



rtc[®]

QUICK CONNECT TECHNOLOGY



070

rtc TYPE





Temperature Range

| | |
|----------------------------|--------------------------------|
| NBR (Nitrile) | -20°C + 110°C (- 4°F + 230°F) |
| FKM (Viton) | -20°C + 180°C (- 4°F + 356°F) |
| EPDM (Ethylene Propylene) | -40°C + 150°C (- 40°F + 302°F) |
| CR (Neopren) | -40°C + 100°C (- 40°F + 212°F) |

Working Pressure

On the table / Siehe Tabelle

Flow size

Ø 4 - Ø 50

Standard version

Seals - Dichtung : Nitrile - NBR (N)

Functions

If the socket and plug valves seal instantly, automatically shutting off fluid flow to prevent leakage. If the socket and plug valves push together, opening to permit free flow of fluid through coupler. O-ring in the socket seals the plug surface preventing any leakage.

Applications

- High pressure hydraulic circuits. - Connection of hydraulic pumps, valves and quick tool change.
- Aluminium die casting.
- Test benches.
- Plastic industry tool changing. - Steel industry.

Material

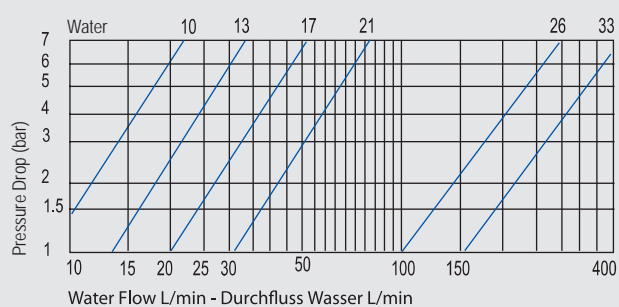
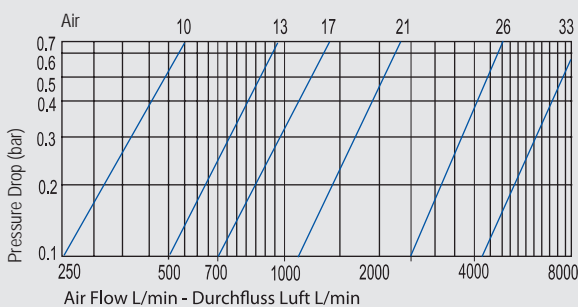
| | |
|----------------|-----------------------|
| Sleeve | : MS 58 |
| Valve | : MS 58 |
| Springs | : AISI 301 |
| Locking O-Ring | : AISI 301 |
| Balls | : AISI 420 |
| Seals | : Nitrile (N)-NBR (N) |

Attention

Only plug and socket with the same thread fit together

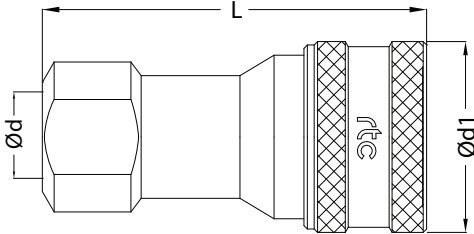


Flow Rate vs Pressure Drop Graph



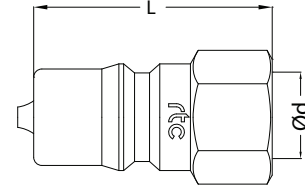
070
rtc TYPE

rtc TYPE 070 Sockets / Kupplungen







Female Thread Socket

rtc TYPE 070 Plugs / Nippel



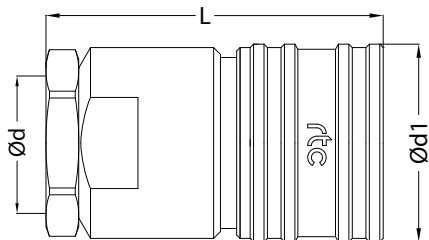
Female Thread Plug

| ISO 7241-1 TYPE B ISO B ND-NW 30 to 25 mm | | | | | | |
|---|---------------------------|--|--|-----|-----|------|
| Body Size Größe | Connection Anschluss (Ød) | Order No / Bestellnr. | | Ød1 | L | HEX. |
| | |  Double Shut-off Einseitig absperrend |  Full Flow Nicht absperrend | | | |
| 04 | BSP 1/8 | 070.04 SFB 10 | 070.04 SFF 10 | 25 | 49 | 14 |
| 08 | BSP 1/4 | 070.08 SFB 13 | 070.08 SFF 13 | 29 | 58 | 19 |
| 10 | BSP 3/8 | 070.10 SFB 17 | 070.10 SFF 17 | 35 | 64 | 24 |
| 13 | BSP 1/2 | 070.13 SFB 21 | 070.13 SFF 21 | 44 | 74 | 29 |
| 16 | BSP 3/4 | 070.16 SFB 26 | 070.16 SFF 26 | 53 | 94 | 36 |
| 19 | BSP 1 | 070.19 SFB 33 | 070.19 SFF 33 | 60 | 106 | 41 |

| ISO 7241-1 TYPE B ISO B ND-NW 30 to 25 mm | | | | | | |
|---|---------------------------|--|--|----|------|--|
| Body Size Größe | Connection Anschluss (Ød) | Order No / Bestellnr. | | L | HEX. | |
| | |  Double Shut-off Einseitig absperrend |  Full Flow Nicht absperrend | | | |
| 04 | BSP 1/8 | 070.04 PFB 10 | 070.04 PFF 10 | 30 | 14 | |
| 08 | BSP 1/4 | 070.08 PFB 13 | 070.08 PFF 13 | 35 | 19 | |
| 10 | BSP 3/8 | 070.10 PFB 17 | 070.10 PFF 17 | 39 | 24 | |
| 13 | BSP 1/2 | 070.13 PFB 21 | 070.13 PFF 21 | 46 | 29 | |
| 16 | BSP 3/4 | 070.16 PFB 26 | 070.16 PFF 26 | 60 | 36 | |
| 19 | BSP 1 | 070.19 PFB 33 | 070.19 PFF 33 | 65 | 41 | |

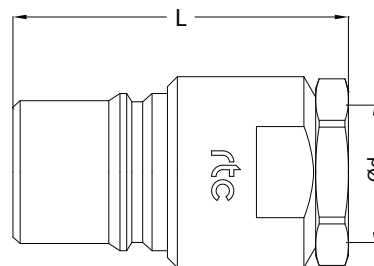
| Working Pressure / Betriebsdruck | | | |
|----------------------------------|---------------------|-------------------|---|
| Body Size Größe | Brass - Messing Bar | Steel - Stahl Bar | Stainless steel Edelstahl (AISI 303 / AISI 316) Bar |
| BSP 1/8 | 210 | 300 | 300 |
| BSP 1/4 | 185 | 300 | 300 |
| BSP 3/8 | 152 | 280 | 280 |
| BSP 1/2 | 160 | 280 | 280 |
| BSP 3/4 | 138 | 250 | 250 |
| BSP 1 | 105 | 230 | 230 |
| BSP 1 -1/4 | 85 | 120 | 120 |
| BSP 1 -1/2 | 105 | 150 | 150 |
| BSP 2 | 50 | 104 | 104 |
| BSP 2 -1/2 | 50 | 104 | 104 |

rtc TYPE 070 Sockets / Kupplungen



Female Thread Socket

rtc TYPE 070 Plugs / Nippel



Female Thread Plug

| ISO 7241-1 TYPE B ISO B ND-NW 30 to 25 mm | | | | | | |
|---|---------------------------|--------------------------------------|----------------------------|-----|-----|------|
| Body Size Größe | Connection Anschluss (Ød) | Order No / Bestellnr. | | Ød1 | L | HEX. |
| | | Double Shut-off Einseitig absperrend | Full Flow Nicht absperrend | | | |
| 32 | BSP 1-1/4 | 070.32 SFB 42 | 070.32 SFF 42 | 70 | 114 | 60 |
| 38 | BSP 1-1/2 | 070.38 SFB 48 | 070.38 SFF 48 | 75 | 126 | 65 |
| 50 | BSP 2 | 070.50 SFB 60 | 070.50 SFF 60 | 105 | 142 | 90 |
| 50 | BSP 2-1/2 | 070.50 SFB 75 | 070.50 SFF 75 | 110 | 167 | 100 |

| ISO 7241-1 TYPE B ISO B ND-NW 30 to 25 mm | | | | | | |
|---|---------------------------|--------------------------------------|----------------------------|-----|-----|------|
| Body Size Größe | Connection Anschluss (Ød) | Order No / Bestellnr. | | Ød1 | L | HEX. |
| | | Double Shut-off Einseitig absperrend | Full Flow Nicht absperrend | | | |
| 32 | BSP 1-1/4 | 070.32 PFB 42 | 070.32 PFF 42 | 70 | 114 | 60 |
| 38 | BSP 1-1/2 | 070.38 PFB 48 | 070.38 PFF 48 | 75 | 126 | 65 |
| 50 | BSP 2 | 070.50 PFB 60 | 070.50 PFF 60 | 105 | 142 | 90 |
| 50 | BSP 2-1/2 | 070.50 PFB 75 | 070.50 PFF 75 | 110 | 167 | 100 |