




Vacuum generation | Ejectors

Base ejectors with integrated blow-off

Base ejectors with integrated blow-off

VERY SHORT RESPONSE TIME, SAFE AND GENTLE PRODUCT RELEASE



Example: ejector EBA.08H.2-A with digital mini vacuum switch 20.040, closed diffusor silencer 72.000 and flat vacuum cup Ø 40 mm

Product notes

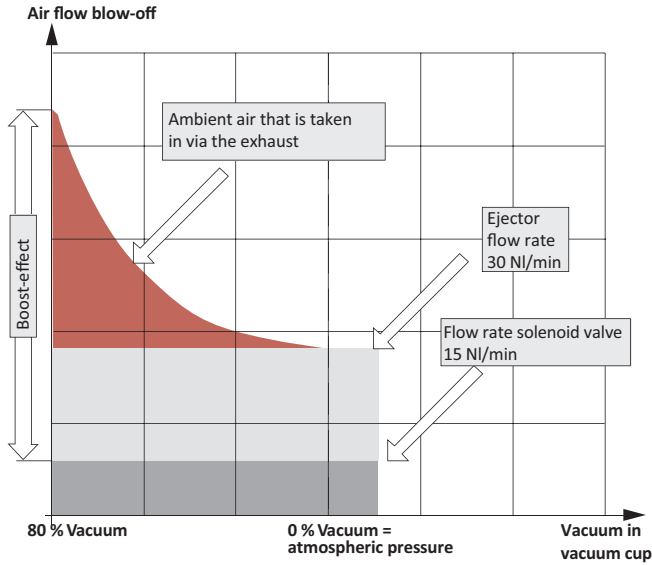
- > Small and very light for installation directly on vacuum cups for fast vacuum build-up and short gripping times
- > Blow-off from a fast-reacting micro valve enables very short cycle times
- > Graded blow-off boost effect: initially the blow-off is supported by ambient air, for placement that is both quick and gentle
- > Robust design and long service life of > 100 million switching cycles
- > M5 connection for digital mini vacuum switch to ensure reliable process monitoring
- > Ideally suited for robotic applications with very short cycles such as Delta Robots (e.g. FlexPickers)

Ordering notes

- > Included in delivery: control cable 20.550, length 1.5 m, 2-wire, free end

Technical data

Item no.	EBA.08H.2-A
Nozzle diameter [mm]	0.8
Optimal operating pressure [bar (psi)]	5 (72.5)
Max. operating pressure [bar (psi)]	8 (116)
Final vacuum [%]	85
Suction power at 5 bar (72.5 psi) [NI/min]	25
Air consumption at 5 bar (72.5 psi) [NI/min]	30
Flow rate solenoid valve [NI/min]	15
Blow-off volumes of flow [NI/min]	110 - 45
Power-on time solenoid valve (ED) [%]	100
Power-on/-off time solenoid valve [ms]	5
Power consumption solenoid valve [W]	0.9
Control voltage	24 VDC ± 10 %
Protection class	IP40
Operating temperature [°C (°F)]	-10 - 50 (14 - 122)
Weight [g]	35
Accessories	Connector cable: 20.550, Vacuum switch: 20.040, Vacuum switch: 20.041, Silencer: 72.000, Silencer: 72.028

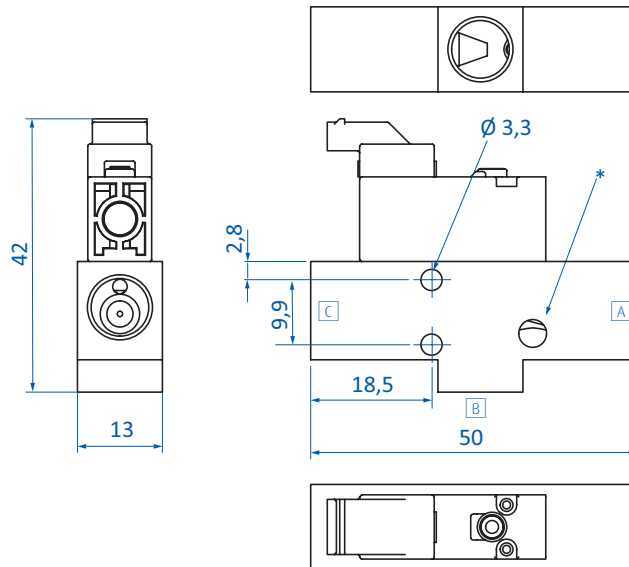


vacuation / Blow-off time

Evacuation / Blow-off time 1 liter volume up to % vacuum / atmospheric pressure [sec.]		
0 → 50 % / 50 % → 0	0 → 60 % / 60 % → 0	0 → 70 % / 70 % → 0
1.8 / 0.5	2.5 / 0.56	3.9 / 0.61

Evacuation / Blow-off time: example with Ø 30 mm flat suction cups, volume 1.7 cm ³ up to % vacuum / atmospheric pressure [ms]		
0 → 50 % / 50 % → 0	0 → 60 % / 60 % → 0	0 → 70 % / 70 % → 0
3 / <1	4 / <1	7 / 1

imensions



= Compressed air connection G1/8-female **B** = Vacuum connection G1/8-female **C** = Exhaust outlet G1/8-female
 = M5 connection for vacuum switches